


## Aluminum Alloy Greenhouse LED Grow Lights 800W One Channel For Indoor Plants

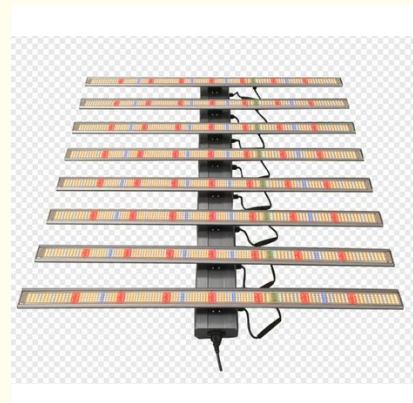
### Basic Information

- Place of Origin: CHINA
- Brand Name: ANROFU
- Certification: CE ROHS FCC ETL DLC
- Model Number: HY8-800W-D9-110
- Minimum Order Quantity: 1
- Packaging Details: Carton Box :1160\*295\*280MM Gross Weight: 14kg/ctn
- Delivery Time: 3-5 working days
- Payment Terms: T/T, Western Union, MoneyGram
- Supply Ability: 10000pcs per day

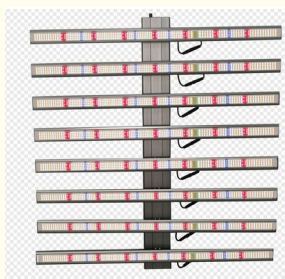


### Product Specification

- Material: Aluminum Alloy
- Product Name: 800W Detachable LED Grow Light
- Input Voltage: 100-277VAC 50/60Hz
- Dimmable: 0-10V Dimming
- PPFD (Photosynthetic Photon Flux Density) (380-780nm): 2800 $\mu$ mol/m<sup>2</sup>/s
- PPE (Photosynthetic Photon Efficacy): 2.8 $\mu$ mol/J
- Full Spectrum: Full Spectrum White Light+460nm+660nm+IR 730nm
- Coverage: 4\*4ft
- Highlight: Aluminum Alloy Greenhouse LED Grow Lights, Greenhouse LED Grow Lights 800W,



### More Images



## Product Description

### Detachable LED Grow Light With 800W Dimmable One Channel For Indoor Plants

#### Product Description:

The Detachable LED Grow Light is designed with two LED colors - red and blue. The red LED color has a wavelength of 660nm, while the blue LED color has a wavelength of 460nm. This combination of LED colors is perfect for providing the optimal light spectrum for your plants to grow and thrive. The red light is ideal for promoting flowering and fruiting, while the blue light is perfect for promoting vegetative growth.

The lifespan of the Detachable LED Grow Light is an impressive 50,000 hours, meaning that you won't have to replace it for many years. This makes it a cost-effective solution for indoor gardening. Additionally, the adjustable angle of the light allows you to focus the light where it's needed most, ensuring that your plants receive the optimal amount of light for their growth.

The Detachable LED Grow Light is perfect for a variety of indoor plants, including herbs, flowers, fruits, and vegetables. It's also perfect for use in small spaces, such as apartments, where outdoor gardening may not be an option. Whether you're a seasoned gardener or just starting out, the Detachable LED Grow Light is a must-have product for anyone who wants to grow healthy and thriving indoor plants.

#### Technical Parameters:

Product Name	800W Detachable LED Grow Light
Model number	HY8-800W-D9-110
Power	800W
Input voltage	100-277VAC 50/60Hz
LED Driver	UL CE Driver
Channel	1 channel
Dimmable	0-10V Dimming
Lumen	128000LM
Lumen efficiency CRI	160LM/W >80
PPFD (Photosynthetic Photon Flux Density) (380-780nm)	2800 $\mu$ mol/m <sup>2</sup> /s
PPE (Photosynthetic Photon Efficacy)	2.8 $\mu$ mol/J
Detachable	yes
Full spectrum	Full spectrum white light+460nm+660nm+IR 730nm
Coverage	4x4ft
Mounting height	≥ 6" (15.2cm) Above canopy
Supplementation time	Vegetative Stage: 12 - 14 hours on; Flowering Stage: 9-12 hours on; Fruiting Stage: 7-8 hours on.
Product size	1100*1040mm
PF	>0.95
THD	<15%
LED Bar	8 strips
Angle	120°
Housing color	Silver
Material	Aluminum
IP	IP54 (Indoor using)
Lifespan	>50,000H
Working Temperature	-20°C~+45°C

Operating Humidity	<95%
Storage Temperature	-40°C~+80°C
Input voltage(AC)	100 V 220 V 240 V 277 V
Input current at 100%	10A 5.45A 5A 4.3A

### Applications:

The Detachable LED Grow Light is designed for use in a variety of occasions and scenarios. It is perfect for indoor gardening, hydroponics, greenhouse cultivation, and plant growth experiments. The adjustable angle of 90 degrees makes it easy to direct the light to where it is needed, and the input voltage of AC100-277V ensures that it can be used in a wide range of settings.

The LED color of the Detachable LED Grow Light is red and blue, which provides the necessary light for plants to grow and thrive. The frequency of 50/60Hz ensures that the light is stable and consistent. It has a wavelength of 660nm for red light and 460nm for blue light, which is ideal for promoting photosynthesis and plant growth.

The Detachable LED Grow Light is easy to install and can be used in a variety of settings. It is perfect for use in small spaces, such as apartments, or for larger areas, such as greenhouses. The detachable design makes it easy to transport and store, and the high-quality materials ensure that it will last for years to come.

In conclusion, the ANROFU Detachable LED Grow Light is a versatile and high-quality product that is perfect for a variety of applications. It is backed by certifications and a high supply ability, making it a reliable choice for those in need of a quality grow light.

### Support and Services:

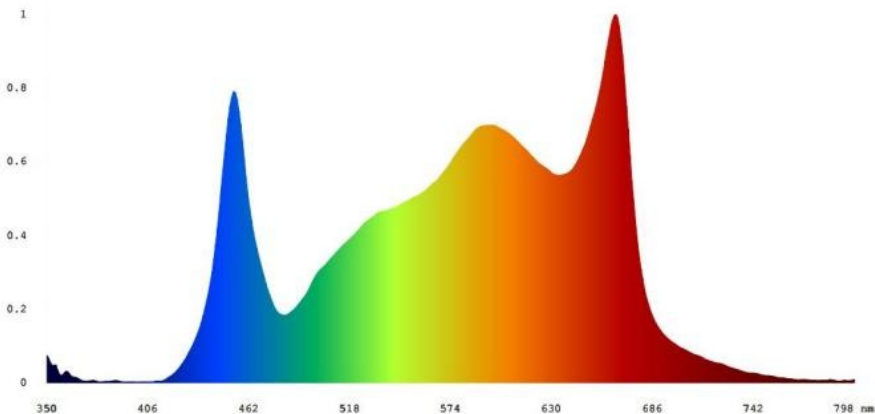
Our Detachable LED Grow Light product comes with a 5-year warranty and technical support services.

If you experience any issues with the product, our technical support team is available to assist you with troubleshooting and resolving any problems.

In addition, we offer maintenance services to ensure that your grow light is functioning optimally and providing the best possible results for your plants.

For further information on our technical support and maintenance services, please refer to the product manual or contact our customer support team.

### Spectrum:



**ANROFU** Shenzhen Hanyuan Intelligent Technology Co., Ltd.



+86 15017943686



wanghaiyan@anrofu.com



growled-light.com

3 Floor No.70,Zhulong Load, Fourth Industrial Shiyan Street Bao'An District Shenzhen City,Guangdong,China